



MURDER BEFORE MIDNIGHT AT THE PILAZZIO CASINO – 8-18 GUESTS, AGES 14+

Copyright © 2007 Mymysteryparty.com All rights reserved. Worldwide copyright laws and conventions protect all mymysteryparty.com printed materials. This document may not be reproduced or transmitted in any form or by any means, electronic or mechanical, including photocopying, recording, scanning or by any information storage and retrieval system without express written consent from Mymysteryparty.com. The buyer has purchased this as a single use game and is hereby entitled to use these materials for one event only in a private setting. Multi-Use licenses shall be purchased from mymysteryparty.com by the buyer in the event this game is intended to be utilized for multiple events in private, commercial and / or public settings.

DISCLAIMER: Because we have no control over the application and production of this game, Mymysteryparty.com cannot guarantee results and will not be responsible for any personal injury, death and/or loss to participants. No use of this production other than the stated entertainment use is implied or intended. Such use is the sole responsibility of the user. The subject matter contained here is fiction and is intended purely for entertainment. The names and actions carried out by the characters are not intended to represent or imply the behavior of any person, living or dead. Any likenesses to real persons or events are purely coincidental.

MURDEROUS TABLE OF CONTENTS

List of characters for the host	2
Instructions for the host	5
Example time line	12
Guest instructions	13
Pre-game starter cards (OPTIONAL)	14
Round One Clues	18
Round Two Clues (do not view if you do not want to know who the victim is)	30
Victim Sign	39
Murder Weapon	40
Mystery Investigation Sheets	41
Forensic Analysis Report (Fingerprint Analysis)	59
Solution Round Three Cards (do not view if you do not want to know who the murderer is)	59
Menu Suggestions and Recipes	69
Bonus Activities including required round two movie challenge	73
Name Tags	84


SYNOPSIS







The Pilazzio Casino is the hottest hotel in Las Vegas and the place to be for international high rollers and the top echelon of Hollywood A-listers! The Pilazzio caters to the rich and famous with VIP gaming rooms and night clubs and to no surprise—Nad and Zangelina Hitt are hosting their annual soiree for a select few of the Hollywood elite. The who's who of the tabloids are set to hit the red carpet in glamorous Vegas fashion to enjoy a glittering night full of challenging party games, delectable nibbles and juicy gossip straight from the celebrity grapevine – all while gambling away their fortunes at the high-limit tables.

It is well known that Nad and Zangelina have an eclectic group of friends who do not run in the same social circles. Some of them have even had recent clashes in public and are involved in ongoing scandals. However, the Hitts hope they have delivered a stern warning to their pals that they are not to do anything to bring negative media attention on this night of relaxing glitz and glamour.

You are a dear friend of Nad and Zangelina and have been invited to this exclusive celebration. You cannot stand certain others on the guest list, but have been stressed out by your grueling work schedule and are ready for a night of diamonds, cash and caviar. This is where your story begins.

LIST OF CHARACTERS - FOR THE HOST'S EYES ONLY

CHARACTER NAME	CHARACTER DESCRIPTION	COSTUME / PROP SUGGESTIONS
 <p>ZANGELINA HOLIE-HITT Hollywood Actress and Goodwill Ambassador REQUIRED Female</p>	<p>Zangelina is one of the top paid actresses in Hollywood and is the doting wife of Nad Hitt. Known to be a tad eccentric; this starlet sports a vial of her ex-husband's blood around her neck. She is an avid collector of all things belonging to her husband's ex-wife, Jennifer Anson. People find this obsession strange, but Zangelina is quite open about it and could care less the Hollywood gossips. This movie diva is lovely to be friends with - as long as you're not stealing the limelight from her.</p>	<p><i>Glamorous attire – evening gown and hair in an updo. An optional prop of a small container with red food coloring inside tied to a string and worn as a necklace.</i></p>
 <p>NAD HITT Hollywood Actor and Goodwill Ambassador REQUIRED Male</p>	<p>It's no secret that Nad Hitt, a top Hollywood actor and wannabe comedian, plans to adopt over sixty children to start his own country on an uninhabited island. He plans on draining the family bank accounts to purchase an isolated island from the Australian government! Already a father to 30 adopted children, Nad Hitt is one of the most handsome men in Hollywood and will soon give up the celebrity lifestyle to be the King of <i>Nadland</i>.</p>	<p><i>Fabulous attire – tux or suit. Multiple baby dolls as optional props.</i></p>
 <p>SHADY GNOMES-BRUISE Hollywood Actress REQUIRED Female</p>	<p>The mysteriously calm Shady Gnomes-Bruise is the celebrity ex-wife of Dom Bruise—a Hollywood sensation and one of the richest people in America. To everyone's surprise, they have recently rekindled their relationship. Gossip travels like wildfire through the Hollywood grapevines about this couple's weird habits - such as how Shady's tied to Dom via a wrist leash and the only time she's released is at night while he snoozes in his oxygen chamber! People just don't understand how this could make Shady feel <i>comfortable and loved</i>...like Dom says it does.</p>	<p><i>Glamorous attire – evening gown with a stylish hairstyle. A leash attached to the wrist and to Dom's wrist (it can be a long ribbon) as a required prop.</i></p>
 <p>DOM BRUISE Hollywood Actor and Film Producer REQUIRED Male</p>	<p>The word peculiar isn't strong enough for this Hollywood big dog! Dom Bruise has starred in a hundred more movies than the average Hollywood Joe and is one of the richest people in America. Desperately wanting to re-spark the flames with his ex-wife Shady, he asks her to wear a wrist leash and he'll be the first one to say <i>she likes it that way</i> and it <i>makes her feel safe</i>. Another oddity of this star is that he constantly jumps on top of furniture and makes up funny rhymes when he gets excited! The Hollywood crowd knows if you are inviting Dom to your place for dinner...get the plastic sheets out for protection!</p>	<p><i>Fabulous attire – tux or suit. Since this character is crazy, you can wear an extremely flashy shirt (red sequined, etc.) and dress pants. Bring shoe booties if you plan on jumping on top of furniture.</i></p>
 <p>NINDSEY NOMAN Actress and Notorious Party Girl REQUIRED Female</p>	<p>This prior child actress is a Hollywood wild child! She constantly dances to any beat in earshot and is often spotted by the media crawling around in nightclubs! This celeb has a problem with obsessive crushes on Hollywood men and it sometimes gets her into trouble. She has been told her father is a Hollywood actor, but doesn't know <i>who</i> he is...but he secretly bails her out of <i>snags</i> with the law every time. The tabloids claim her 'daddy issues' are what is causing her to go crazy.</p>	<p><i>Glamorous but tattered attire – a non-fitting evening gown. Any optional props that would make you appear as a 'wild child.'</i></p>

	<p>PRINCE PRAWN</p> <p><i>Hollywood Actor</i></p> <p>REQUIRED Male</p>	<p>He's tough as diamonds in the movies, but in reality, this cliché spewing Hollywood star is a real pushover! Everyone knows that he's the ultimate puppet to his newfound love, Meece Witherfork. This guy's shallow on the surface, but has a deeper analytical side with a full bag of tricks up his sleeve. You never know what to expect out of Prince. That is, unless you are Meece Witherfork!</p>	<p><i>Fabulous attire – tux or a suit.</i></p>
	<p>MEECE WITHERFORK</p> <p><i>Top Grossing Actress in the U.S.</i></p> <p>REQUIRED Female</p>	<p>This pampered star is the #1 actress in Hollywood. She is the top paid and most sought after starlet. Nowadays, she sings more than speaks as she has her baby blues glued to a future Broadway career. Her achievements anger other Hollywood stars who only get the chance to star in roles that she turns down. However, this ultra-famous celeb has been distracted lately with her new beau and living marionette—Prince Prawn.</p>	<p><i>Glamorous attire – evening gown - and a mirror to frequently check yourself with.</i></p>
	<p>WACK PICKLESON</p> <p><i>Seasoned Hollywood Actor</i></p> <p>REQUIRED Male</p>	<p>This seasoned Hollywood veteran is known for his comical lack of fashion sense. <i>Unstable and crazy</i> sum up this middle-aged star as he's currently dating an actress nearly 30-years younger than him - Beerstin Dunce. People often don't appreciate his brutish sense of humor as he speaks his mind without a care in the world. Wack often blackmails other Hollywood personalities. He does it for sport because he <i>obviously</i> doesn't need the money.</p>	<p><i>Dress completely atrociously – non-matching, non-fitting, etc. Your hair should be a total mess.</i></p>
	<p>UBA VERNON</p> <p><i>Seasoned Hollywood Actress</i></p> <p><i>Optional Female</i></p>	<p>Uba Vernon is one of the older Hollywood starlets at forty-years of age and is enduring a downswing in her career that's causing her to become increasingly paranoid. She is desperately trying to climb out of a slump after her last failed movie, <i>'The Swampy Horror on the Mississippi'</i> where she played the role of a struggling waitress fleeing from an enraged swamp creature. Uba often finds herself feeling jealous of the new blood on the big screen and <i>everyone</i> knows about her unhealthy obsession with Wack Pickleson.</p>	<p><i>Glamorous attire – evening gown - with a big purse to steal things with as a prop.</i></p>
	<p>MIAMI BLOOM</p> <p><i>Hollywood Actor</i></p> <p><i>Optional Male</i></p>	<p>Miami Bloom was once a top-rated Hollywood actor...that is, until he did the gladiator movie 'Roy.' He feels his character portrayed him as a huge wimp and he just can't seem to get over it in real life. He's entrenched in a desperate search for his self-esteem and he clings onto a tiny hope that Nindsey Noman will one day agree to go out with him...but only if he can find a friend to ask her out for him! One day, maybe he'll find a woman that finds him interesting and <i>manly</i> again and it will help him get over his current <i>funk</i>.</p>	<p><i>Semi-glamorous attire – a low key navy or brown suit (nothing flashy) – remember you have a low self-esteem...so dress like it!</i></p>
	<p>BEERSTIN DUNCE</p> <p><i>Struggling Hollywood Actress and Singer</i></p> <p><i>Optional Female</i></p>	<p>Beerstin Dunce was once a child star and is now trying to make a big comeback on the Hollywood small scene. She is dating Wack Pickleson and some say it's only for his connections as he is nearly 30-years her senior. She just finished filming a moderately budgeted movie, <i>'Beetleman'</i>, and looks to score a future award-winning role on a hit television series.</p>	<p><i>Cheap but glamorous attire – you are not a top paid actress so you can't appear too fabulous!</i></p>

	<p>DONNIE JEPP</p> <p><i>Top Grossing Actor in the U.S.</i></p> <p><i>Optional Male</i></p>	<p>Donnie Jepp will be the first one to tell you when you're not doing things right. His blunt honesty is actually charming to the ladies...well; <i>everything</i> Donnie does is enchanting to the ladies! Strangely, this ultra-mysterious fellow is left alone by the media and everyone in Hollywood wants to know his secret! Another rumor floating around the Hollywood grapevine is that Donnie doesn't even walk, <i>he glides!</i></p>	<p><i>Fabulous attire – tux or suit with a top hat. This character is mysterious – so any props to make you appear mysterious (i.e. pocket watch, sunglasses, goatee, gloves, etc.)</i></p>
	<p>ROBERT FROWNEY, JR.</p> <p><i>Hollywood Actor and Musician</i></p> <p><i>Optional Male</i></p>	<p>On the silver screen since the tender age of five, this triple A-lister has become a major Hollywood icon. With a somewhat blemished personal life behind the movie scene, Robert's had his share of scandals cross his path. He's also known to be bluntly honest and quite tactless during normal conversation...so be careful socializing with this gauche film star!</p>	<p><i>Fabulous attire – tux or a suit with a real/fake goatee.</i></p>
	<p>WHITNEY SHEARS</p> <p><i>Recording Artist and Entertainer</i></p> <p><i>Optional Female</i></p>	<p>Whitney Shears is the maturing recording artist and former teen pop sensation. She rose to the top as America's sweet heart when she was only seventeen but quickly plummeted to the bottom of the celebrity barrel soon after marrying a money-grubbing back-up dancer in one of her music videos named Fed-X. This outrageous star has had her most embarrassing moments caught on film over the years, but seems to be on the right track nowadays. No wonder this pop diva loves to prank everyone...she needs some type of stress relief!</p>	<p><i>Pop idol attire. A pad of post it notes and a pen as a prop.</i></p>
	<p>FED-X</p> <p><i>Back-up Dancer and Ex-Husband of Whitney Shears</i></p> <p><i>Optional Male</i></p>	<p>It's no secret that Fed-X, a once struggling back-up dancer has lived the high life since he married and divorced Whitney Shears. It's been a fun ride for him but recently, he has run out of the money he won in the divorce settlement. Rumor has it that Fed-X is looking for an easy payday. And ladies and gents, here's another burning question...is Fed-X really a narcoleptic or is he just plain lazy?</p>	<p><i>A white sleeveless undershirt, ripped jeans and a bandana worn on the head. A 5'O Clock Shadow on the face.</i></p>
	<p>RICO FABIO</p> <p><i>Fashion Model & Upcoming Fashion Designer</i></p> <p><i>Optional Male</i></p>	<p>Rico Fabio is well known for his high fashion men's modeling career. No stranger to the covers of fashion magazines or romance novels, this Italian heart throb is simply chic. Recently, Rico has grown tired of modeling for other designers and has created his own fashion line, <i>Not Butta by Rico</i>...and it's rumored to be utterly fabulous.</p>	<p><i>A very fashionable and trendy suit and a medium length blonde wig.</i></p>
	<p>LONDON WILTON</p> <p><i>Heiress & Reality Television Personality</i></p> <p><i>Optional Female</i></p>	<p>Everyone is growing tired of the media exposing London Wilton's troubles...especially the Hollywood elite! This is one famous diva that never had to lift a finger to become a celebrity...and the real celebs of Hollywood have anything but respect for her! Egotistical & spoiled are the best words that sum up this Hollywood personality!</p>	<p><i>Glamorous evening gown. Small, stuffed dog as an optional prop. A handheld mirror as an optional prop as you love to admire your features.</i></p>
	<p>BESSIE DEAL</p> <p><i>Hollywood Actress</i></p> <p><i>Optional Female</i></p>	<p>Bessie Deal is the ultimate femme fatale heroine on the Hollywood big screen. It's quite ironic that off the set, this 'tough as nails' action movie actress is a hopeless romantic who's in secret love with...well, everyone she meets! The beautiful Bessie, however, has a major problem with manners which seems to drive those close to her away...far, far away!</p>	<p><i>Glamorous attire – evening gown and hair in an updo.</i></p>

For more information about your game, head over to:

YourMysteryParty.com/casino

***IMPORANT INFORMATION REGARDING CHARACTER ASSIGNMENTS:**

Assign your most definite RSVPs and outgoing guests to the **required** characters and the more tentative, shy/reserved guests for the **optional** characters. To figure out who will be a 'definite RSVP', it is highly suggested to send a 'save the date' email out to your prospective guests way in advance of the party date so you can either eliminate those guests from your list who can't make it (and therefore you will not assign them to a character) or you can change your party date if enough required-character guests simply cannot make it. It's suggested to invite more than the required number of players as any of the 'required' guests could cancel at the last minute and leave you *high & dry*. You can play as many optional players as you wish and in any combination that you choose. The optional players have the same materials and same participation level, but these optional characters are not 'mandatory' for the storyline to play out and therefore for the mystery to be sleuthed appropriately.

What happens if one of your required characters cancels on you at the last minute? First, take a deep breath...it's not the end of the world.

**FULL INSTRUCTIONS IN THE PURCHASED
GAME**

GENERAL INSTRUCTIONS FOR THE HOST

Hooray! You have made the right choice for your next event! Get ready for a memorable night of fun! During the party, your job as the host is to ensure that the clues are given to the guests at the appropriate times and most of all – that you and your guests are having a blast! Depending on the mystery, there might be a few props you will need to collect in advance and plant at certain places and times during the party. **Make sure to read these host instructions for each round prior to the party** to ensure that you have everything in place for the big day!

FULL INSTRUCTIONS IN THE PURCHASED GAME

PARTY READY PACK UPGRADE: If you do not want to know the solution, do not view the final round of clues. If you don't think you can avoid looking at them, you'll need someone to prepare your cards. Or, maybe you just don't feel like putting the kit together yourself. You can elect the pre-printed 'party ready' party pack option available at www.mymysteryparty.com and we will send you the clues in envelopes –'ready to go' (this is an additional charge but is the way to go to). Look for the upgrade in the navigation bar – it says 'Upgrade your download to a boxed set.' This way, you can play along with your guests without having an advantage – we keep everything separated so you don't have to look at whodunit!

We also offer mystery props on the [My Mystery Party](http://www.mymysteryparty.com) site in the Prop Emporium including a thunderstorm ambiance 10 minute sound wav to play in the background, authentic crime scene barrier tape, crime scene balloons, mystery investigation pens, white face makeup for the victim, victim t-shirts, and more.

For more information on how to host, here are some helpful videos and articles for you to view (click on the following links):

- [How to Host a Murder Mystery Party Instructional Video](#)
- [How to Plan a Murder Mystery Party Instructional Video](#)
- [How to Host in Ten Easy Steps Article](#)
- [How to Host a Phenomenal Event Article](#)

The game is organized into three rounds. This is only a suggestion on how to play the mystery, you as the host can elect to do in any way that you wish. The game rounds are designed as follows:

The game is organized into four rounds and is structured as follows:

OPTIONAL PRE-GAME TASKS & STARTERS: these optional pre-game starters and task sheets are to be delivered to each guest before the party or give them to the guests as they arrive. All pre-game materials are optional and do not alter the mystery and are intended to enhance the pre-game build up for the event. These starters and tasks are not vital to solving the mystery and omission of them does not alter the mystery in any way.

APPETIZER (COCKTAILS 4 ADULTS) HOUR / ROUND ONE: Deliver these clues as your guests arrive.

DINNER HOUR / ROUND TWO: Deliver these clues while you serve dinner (optional) to your guests.

DESSERT, AND THE BIG REVEAL/ SOLUTION ROUND THREE: Deliver these clues with coffee/hot cocoa and dessert.

Note: you do NOT have to serve dinner, this is only suggested and the instructions tell you 'when' to serve it and what to do around the time you serve it. You also do not have to serve dessert – again, it is only a suggestion. You can simply skip both without a problem and just serve snacks/appetizers the entire time.

INVITES AND OPTIONAL PRE-GAME ROUND

INVITING GUESTS: Before the party, encourage your guests to view this mystery on the <http://yourmysteryparty.com/casino> website and use the **MY MYSTERY PARTY** invitations as they have the character list included. This way, before the party, they can get familiar with the other characters that will be at the party. The invitations are located on the game page as a free download – go back to the page where you purchased this game <http://www.mymysteryparty.com/mubemiatpica.html> and scroll to the helpful links section of the page and click to download on the link that says 'free printable invitation.'

FULL INSTRUCTIONS IN THE PURCHASED GAME

ROUND ONE: APPETIZER HOUR - IT'S PARTY TIME!

DÉCOR: Create a Casino VIP party ambiance with a mix CD with gambling-themed songs (i.e. Viva Las Vegas, The Gambler, The Joker, Luck be a Lady, Blackjack, etc.) playing softly, casino decor, and a gambling

FULL INSTRUCTIONS IN THE PURCHASED GAME

GUEST ARRIVAL: As the guests arrive, take their picture behind a back drop. You can purchase a casino themed backdrop from any party supply store or simply take red, black and green balloons and blow them up and attach them very close together on a piece of cardboard or to the wall via scotch tape. Balloons make a

festive picture background. Don't forget to take a group picture once everyone arrives. We have a casino party board on our Pinterest page (My Mystery Party on Pinterest) that will have more DIY hosting ideas.

FULL INSTRUCTIONS IN THE PURCHASED GAME

FULL INSTRUCTIONS IN THE PURCHASED GAME

PROP LIST: These are props needed for this round. Collect these items in advance and have them ready.

- If any of the bonus games are played, you will need to collect the items needed in advance of the game. Round One clue cards printed and slipped into envelopes that are labeled for each character playing the game.

ROUND TWO – DINNER HOUR

PRE-GAME SET UP: In the nearest restroom/bathroom, place the following items under the sink - the victim sign, scotch tape, host supplied white non-toxic face makeup (optional but funny and suggested), the (cut out) murder weapon, and if you have purchased the victim t-shirt and / or crime scene tape. If there is not a cabinet under the sink, place these items in any location that can be concealed within that bathroom. The murder victim will be instructed in their clue card for round two to look for it if there is not a cabinet under the sink.

If, for any reason, you are unable to hide the victim's items in the restroom – simply look who the victim is by viewing the round two cards of the required players. We do not seal them in the kit for this purpose. Sealing them prior to game play is entirely optional. You'll need to tell the victim when it is time (at the start of round two) and let them know where you've hidden their items.

**FULL INSTRUCTIONS IN THE PURCHASED
GAME**

**FULL INSTRUCTIONS IN THE PURCHASED
GAME**

CONCLUSION OF THE ROUND: At the conclusion of this round, give the guests a time period (i.e. 5-10 minutes) in which to fill in their final guesses as to whodunit on the '**Murder Mystery Investigation Sheet**'. Collect the guess sheets from your guests at the conclusion of this round.

You collect the investigation sheets so the guests are not tempted to change their original guesses of whodunit once they hear what others have to say during the accusation round. If you trust your guests won't change their answers &/or there is no prize or end of the game prizes on the line – there's no need to collect the murder mystery investigation sheets from your guests. If you want to narrow it down to 'one winner,' simply give the winning title to the person who turns in the first correct guess of whodunit. It would be best not to let the guests know you are doing this, or you'll have a bunch of rushed guesses and they will skip much needed sleuthing.

PROP LIST: These are props needed for this round. Collect these items in advance and have them ready!

- The round two clue cards for each character
- The victim sign for the victim's clue in Round Two
- Scotch Tape (to adhere the victim sign and the murder weapon to the victim – host supplied)
- Murder Weapon sheet (cut out)
- The Mystery Investigation Sheets
- The 'Fantastic Movie Challenge'
- Non-toxic white face powder / paint for the victim (the victim's clue will describe what to do with it; host supplied).
- Answer sheet for the 'Fantastic Movie Challenge'
- The forensic analysis report in a sealed envelope
- Victim t-shirt (optional) and crime scene tape to decorate the victim (optional)

ROUND THREE– DESSERT & 'THE BIG REVEAL'

ACCUSATIONS: After you collect the mystery investigation sheets, allow the guests to one-by-one accuse who they believe the **MURDERER** is and how they did it. Instruct them to also tell the group their guess of the **MURDERER'S** motive. If you are having an awards ceremony using the awards certificates available on the **MY MYSTERY PARTY** site in the mystery props section, you can use this round as the final decision maker on the Best Actor/Actress award.

FULL INSTRUCTIONS IN THE PURCHASED GAME

SAMPLE TIME LINE

The game can be shortened by excluding the optional activities, or lengthened by adding more bonus games.

7:00 PM: **Guests arrive**, have their pictures made (optional) and receive a refreshment / cocktail for adults. The guests will view the guest instructions and character list while they wait for everybody to arrive. The host should build in at least a 10 minute cushion for guests to arrive late. Hey, it happens.

7:10 PM: The **host reads the guest instructions** to the group. It is optional to have each guest introduce their character in front of the group. Play the video game trailer (when applicable) on Your Mystery Party for your game &/or read the game synopsis from Your Mystery Party to the group to give the premise.

7:20 PM: The **Round One envelopes** are handed out and the game begins. The guests mingle and reveal the clues on their clue cards. It's just like a normal party, but the guests remain in character and gossip about each other's characters. The motives & story lines will start to unveil.

7:50 PM: An **optional bonus game is played**. Bonus activities keep the energy flowing and the guests have a blast. They are optional, but highly suggested. The players must remain in character.

8:05 PM: **Optional to serve dinner**. Dinner can be sit down or buffet – or even as simple as a pizza that's delivered! You can also just serve appetizers/snacks during the party. **Host the movie challenge** at this time.

8:35 PM: The **Round Two envelopes** are handed out to the guests and pre-murder clues are discussed.

8:55 PM: **The host announces the movie challenge results** and this cues the victim to become the victim and the host passes out the investigation sheets to the players. The guests interrogate each other to determine whodunit. The full story is in the player clue cards, but the guests will have to be skilled at asking the right questions of each other, etc.

9:10 PM: The **forensic analysis report is revealed** and within ~5-10 minutes, **everybody submits their formal guess of whodunit**.

9:20 PM: **Optional accusation round** – the guests can take turns formally accusing who they think did it, and why. You'll be surprised at how everybody's inner actor will surface during this activity.

9:30 PM: Dessert and coffee (**optional**) are served and the **Round Three envelopes** are handed out to the guests. The guests sit in a circle and one-by-one, the solutions are revealed by each of the guests and the murderer will confess at the conclusion of the round. The murderer is notified in their round three solution card that they are the murderer. They will not know or have any advantage over anybody of knowing whodunit before this round.

9:50 PM: An **optional bonus game is played**.

10:10 PM: An **optional award ceremony**. [My Mystery Party](#) has award certificates of all kinds that you can choose from in the [Prop Emporium](#). The host can determine who receives the awards while the bonus game is being played. Some awards are traditional and some are snarky but hilarious!

10:30 PM: **Game over!**

Please don't forget to share your pics on our Facebook page (My Mystery Party) to receive a discount on your next party!

HELPFUL HINTS ON HOW TO PLAY A MYSTERY PARTY

GUEST INSTRUCTIONS

You've been assigned a character and you've come to the party dressed in the most awesome attire and have been told to play your role. Now what?

The mystery is divided into three main rounds of party play. During the party, you will receive an envelope that contains the clues necessary for your character for the round. The clues for the characters at the party provide everything that you need to solve the mystery. However, during the investigation segment of the game, you will need to ask the right questions and pay close attention to everyone's clues to get the whole picture of what has happened.

FULL INSTRUCTIONS IN THE PURCHASED GAME

From this point forward, you are to remain in character until the mystery is solved. If you are playing a 'hypocritical police officer,' then that is who you are until the end! Undoubtedly, your host cast you into a character that you are comfortable playing. Some characters are designed to be played more reserved than other characters. Feel free to play your role in any manner that you feel comfortable. Embellish your character's personality if you would like. However, if you are feeling more reserved tonight, you can opt to allow the other guests to approach you or you can simply listen in on others' conversations to get your information.



OPTIONAL PRE GAME STARTERS: (The following starters can be emailed or need to be cut out and put into sealed envelopes and labeled with the appropriate character and round.)



ROUND ONE CLUES – cut out, slip into envelopes and label with the appropriate round and character. **Note:** the party ready pack version does not have trivia on the round one cards.

Character's names have been removed - Round One

USE THE FOLLOWING TRIVIA QUESTIONS AS AN ICE BREAKER

Question: Lollipop, Sunny Daze, and Sweetberry are all characters in what animated television show?

Answer: My Little Pony

Question: What type of snake bit Cleopatra? **Answer:** an asp

CLUES TO REVEAL DURING THIS ROUND

During this round, mingle with other guests to discuss the following information with whomever you choose:

- 👤 Talk to a few people about how poorly your last movie did, *Swampy Horror on the Mississippi*. You played the leading lady role and you were chased by a swamp creature down the Mississippi River. You might have screamed more than performed any dialogue...but it was a good movie with great effects. The swamp creature almost looked real!
- 👤 Tell a few people that you were up for the leading role in the *Enchanted Gnome* until Nad Hitt made a comment on the

EACH PLAYER WILL HAVE A ROUND ONE CARD IN THE PURCHASED GAME

PERSONAL CLUES TO CONCEAL

- 👤 You are so furious with Character Z and the comment he made about your age on the red carpet of what was supposed to be a very important and glamorous night for you! You'd love to get revenge one day.
- 👤 You are very paranoid and analytical. Over-analyze every word that people say to you and interrogate them on what they really meant by what they said.

ROUND TWO CLUES – ✂ cut out, stuff into labeled envelopes with the appropriate character and round. To begin round two, pass out these envelopes to the guests.

Character's names have been removed - ROUND TWO

PRE-MURDER CLUES:

- 👤 Tell Character S you are so thankful that he assisted you in the divorce of your ex-husband, Character B, many years ago. You also appreciate his recent help in filing for a restraining order against Character B. You never realized he was such a lazy moocher until you had that long conversation at Sunbucks coffee that day. That was the day that you 'saw the light' and decided to get a divorce. In fact, Character S's lawyer filed the papers the next day for you! Your ex-husband has spent the last time he was awarded in the divorce settlement years ago, so you're sure he will try to find a way to get more of your money.
- 👤 Tell Character O that you are very thankful for what Character S has done for you.
- 👤 You've been thinking about changing your hairstyle. Ask around to see if anyone has any suggestions. You've even

EACH PLAYER WILL HAVE A ROUND TWO CARD IN THE PURCHASED GAME

POST-MURDER CLUES:

- 💀 You know the one with the biggest motive is most likely the murderer.
- 💀 You haven't left the party room all night.
- 💀 You do know that Character E didn't leave the VIP room until he left 14 minutes ago and that is when he discovered the body.
- 💀 Tell everybody that you wouldn't be surprised if Character S did it. In fact, you think he must have done it (*you just want him to go to jail.*)

SAMPLE

THE VICTIM SIGN

VICTIM SIGN IS IN THE PURCHASED GAME

THE MURDER WEAPON

**MURDER WEAPON CUT OUT IS IN THE
PURCHASED GAME**

MURDER MYSTERY INVESTIGATION SHEET
DETECTIVE NAME _____

SUSPECT	MOTIVE	EVIDENCE

**EACH PLAYER
WILL HAVE A
MYSTERY
INVESTIGATION
SHEET
IN THE PURCHASED
GAME.**

WHODUNIT _____

SAMPLE

FORENSIC (FINGERPRINT) ANALYSIS

SOLUTION ROUND THREE - ✂ cut out these solutions, stuff into envelopes labeled with the appropriate character and round. Pass out these envelopes to the guests to begin the final round.

FINGERPRINT ANALYSIS IN THE PURCHASED GAME

CHARACTER NAME HAS BEEN REMOVED - FINAL SOLUTION ROUND

READ WHEN YOU ARE TOLD IT IS YOUR TURN

Before you read your final solution, read the following music lyrics to the other guests and ask them to give you the band and name of the song:

**A SECTION OF A POPULAR
SONG'S LYRICS ARE HERE
WE HAVE REMOVED THE LYRICS ON THIS CARD
TO PREVENT SPOILERS**

Answer: Has been removed to prevent spoilers

Say the following to the group:

"I admit I don't get along with too many people...and this list included the victim. But if I went around murdering everyone I didn't care for...I guess you'd call me a serial killer. And Character B would be first on my list, anyway, as she knows on our last movie set, the Perrier in the green room was for ME and she stole it like a lowly thief! I'll say it again and with all of these witnesses...IF YOU WANT SOMETHING IN THE GREEN ROOM, HAVE YOUR AGENT PUT IT IN YOUR CONTRACT!"

**EACH PLAYER WILL HAVE A FINAL SOLUTION ROUND CARD WITH
THE PURCHASED GAME.**

SAMPLE

MENU SUGGESTIONS


TEXAS STUFF 'EM MUSHROOMS
THE GOOD LUCK SALAD
CRANBERRY PINWHEELS
RESOLUTION COLLARD GREENS
CROCK POT CHICKEN ROLLS TO DIE FOR
BLACK-EYED PEA & CABBAGE STEW (GOOD LUCK FOR NEW YEARS!)
BLACKJACK STUFFED CHICKEN
PILAZZIO CASSEROLE
SLOT MACHINE CAKE
EXTRAORDINARY EGGNOG (*DISREGARD FOR TEENS*)
NEW YEARS CHAMPAGNE PUNCH (*DISREGARD FOR TEENS*)
DIRTSTORM SHAKE

**SUGGESTED MENU
RECIPES ARE IN THE
PURCHASED KIT**

*If you don't have a mixer, you can use a hand mixer or make hot chocolate with marshmallows and whipped cream on top, top it off with chocolate sprinkles.

BONUS ACTIVITIES!

FOR 100 MORE PARTY GAMES AND MORE PARTY ADVICE, RECIPES, THEMES, ETIQUETTE AND MORE, PURCHASE **THE OFFICIAL PARTY HOST HANDBOOK** BY DR. BONNIE.



NOW AVAILABLE AT MY MYSTERY PARTY'S PROP EM
AMAZON.COM AS WELL AS OTHER ONLINE BOOK RETAILERS.
BONUS GAMES MAY DIFFER BETWEEN DOWNLOADABLE AND PRINTED
VERSIONS.

**BONUS GAME
INSTRUCTIONS AND
CARDS WHEN
APPLICABLE ARE IN
THE PURCHASED KIT**

BALLOON BLOWER CHALLENGE!

RESOLUTION RAP CONTEST

ARE YOU STEALTH LIKE A HIGH ROLLER? THE BUBBLE WALK TEST

GUESS THE RESOLUTION

SO YOU THINK YOU CAN DANCE CONTEST

ROUND TWO REQUIRED ACTIVITY

FANTASTIC MOVIE CHALLENGE

NAME TAGS: ✂ the player nametags are below. We suggest that you either print and place into plastic name badges (optional), laminate and punch a hole and use a lanyard to wear around the neck (optional) – or the most economical and trouble-free way is to adhere fabric-safe adhesive (i.e. double-sided Scotch tape) to the back once they are printed.

ZANGELINA
HOLIE-HITT



NAD HITT



**EACH PLAYER WILL
HAVE A NAME TAG
IN THE PURCHASED
KIT**